

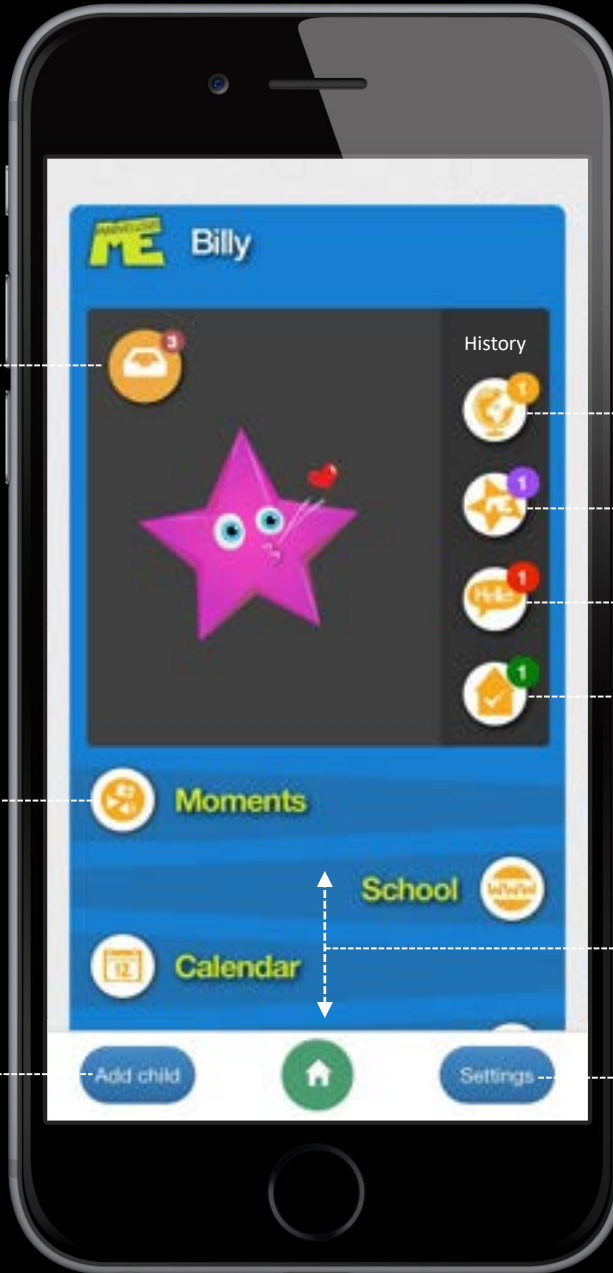


Walkthrough

MarvellousMe tells you about the wonderful things that your child is learning, and pings you when they've been praised for good work or a great character skill.

MarvellousMe is free for parents, and you can share the app with people you trust.





Tap to see **all News**.

Tap to see your child's **learning** activities.

Tap to see your child's **badges**.

Tap to see **general messages** from the teacher.

Tap to track **homework** and **school tasks**.

Memorabilia of news containing photos, videos, or voice clips.

Tap **quick weblinks** set up by the school.

Tap to add other children to your app.

Tap to:

- Change your password.
- Invite other family members or carers.
- Create a MemoryBook keepsake.
- Manage alerts.



Getting Started

To get MarvellousMe, you need a Parent Join Code from your child's teacher. This creates a special bond between you, allowing them to send you wonderful news about your child's day at school.

Please ask your child's school or teacher to give you a code.

Parent Join Code for Billy
12345
Sign up at www.marvellousme.com or download the app on Apple and Android devices.

Dear Parents/Carer
I am delighted to let you know that I will be using MarvellousMe to keep you informed of your child's activities and achievements at school.
MarvellousMe is a light-touch app that you can use on your smartphone, tablet or online and is ideal for parents who want a quick snapshot of their child's day. It offers real-time updates and is easy to share with people that you choose.
MarvellousMe will help you to:

- Have a meaningful conversation with your child about their school day.
- Continue your child's learning and practise what they've done in class.
- Celebrate and reinforce their successes and positive behaviours.

To sign up:

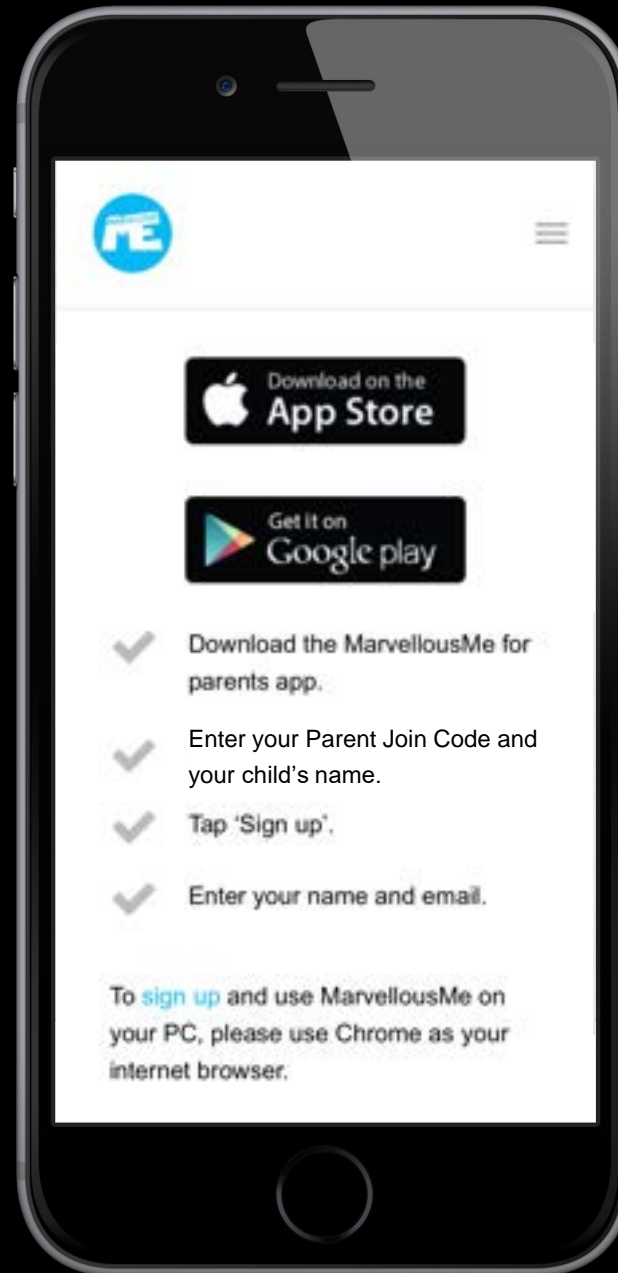
- Download the MarvellousMe app from your Apple and Android app stores, or go to www.marvellousme.com
- Enter your parent join code given above.
- Enter your name, email and a password.

To find out more or to get any help, please visit www.marvellousme.com
Thank you.

Please return for my records
From the parents of _____ (Enter your child's name)
I have signed up to MarvellousMe.

- I am happy for the teacher to send me photos, videos and / or audio of my child through MarvellousMe.
- I understand that such media may be shared with the parents of all the children in the same class, or to whom the media relates.
- We kindly ask parents not to share images of any children online (including social media), unless the relevant parental consent is given.

Your Signature _____ Your Name _____



- Download the **MarvellousMe for Parents** app from the App Store or Google Play Store. **It's free!**
- Or sign up via your internet browser.
 - Go to www.marvellousme.com
 - Tap 'Get Started'.
 - Tap 'Parents'.
 - Tap 'To sign up and use MarvellousMe on your PC'.

We recommend using the Apple or Android app, so that you receive the instant notifications.

If you are using MarvellousMe on a PC, or Windows device, please toggle to receive email alerts in 'Settings'.

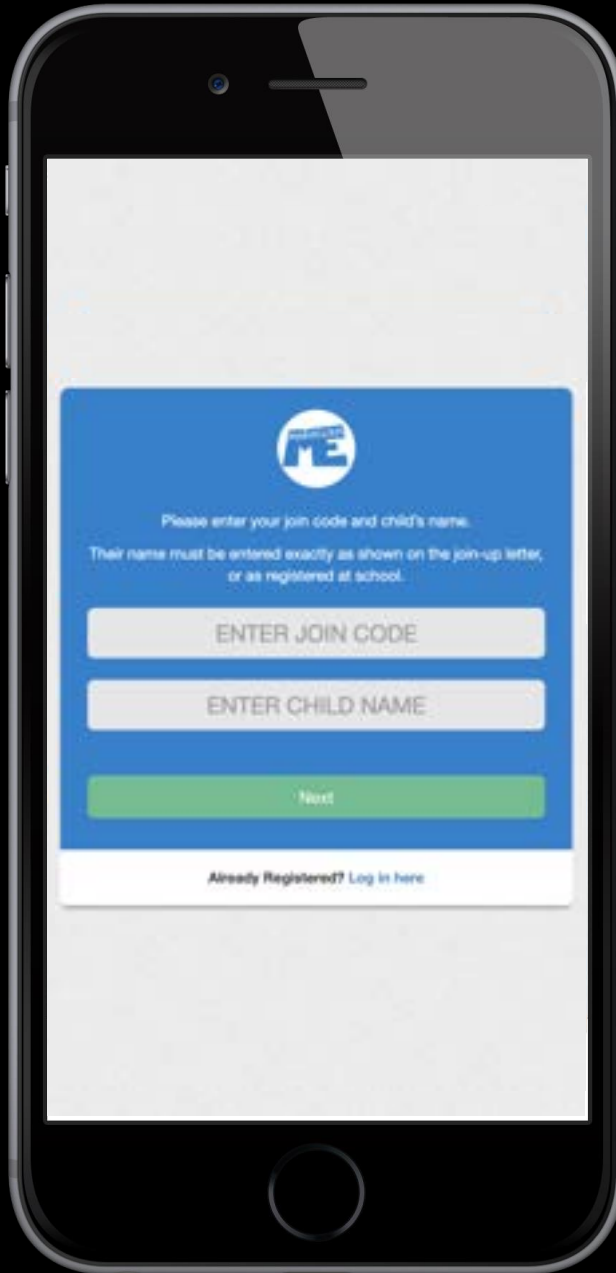


Tap 'Sign up'.





Enter your join code.
Enter your child's name.
Exactly as it is written on
the join letter.





Enter your name, email and make up (and confirm) a password.

A smartphone displaying the Marvellous Me sign-up form. The form has a blue background and contains the following fields: "Your name" with the value "Adrian", "Your email" with the value "parentemail@marvellousme.com", and "Your password" with two masked password fields. A green "Sign up" button is at the bottom of the form, and a "Back to log in." link is at the very bottom of the screen.

MARVELLOUS ME

Please enter your details and tap 'Sign up'.

Your name
Adrian

Your email
parentemail@marvellousme.com

Your password

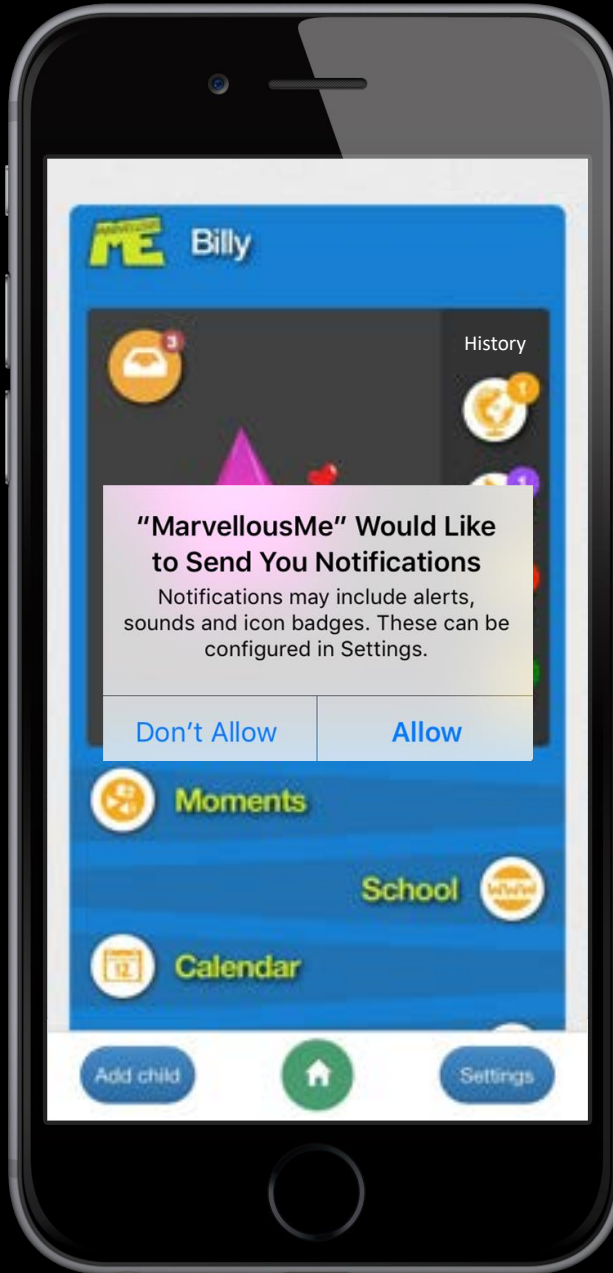
Sign up

Back to log in.

You can then log in.



Be sure to accept notifications.



You can manage notifications in your device's main Settings.

We recommend the 'Persistent' option, not 'Temporary' which fade away.




Tap to see the detail.

Get exciting alerts when your child does something marvellous, or the teacher sends you a message.



See the topic, read the note, and Hi5 back!



Tap for full screen.

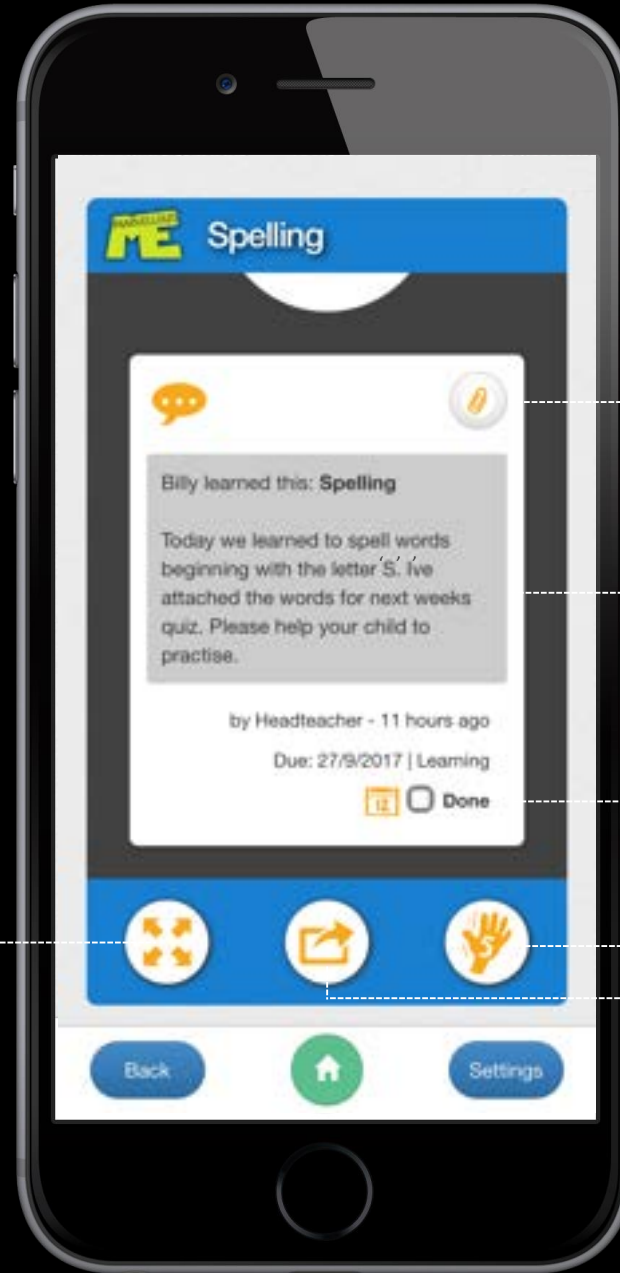
Tap to download any attachment.

Tap to Hi5 the teacher, to say 'Thank you.'

Tap to share.



Swipe down to see the teacher's note.



Tap for full screen.

Tap to download any attachment.

If the note contains a home task with a due-date, you will see this under the message.

Tap to add the due-date to your device's calendar. Mark the task as 'Done'.

Tap to Hi5 the teacher, to say 'Thank you.'

Tap to share.

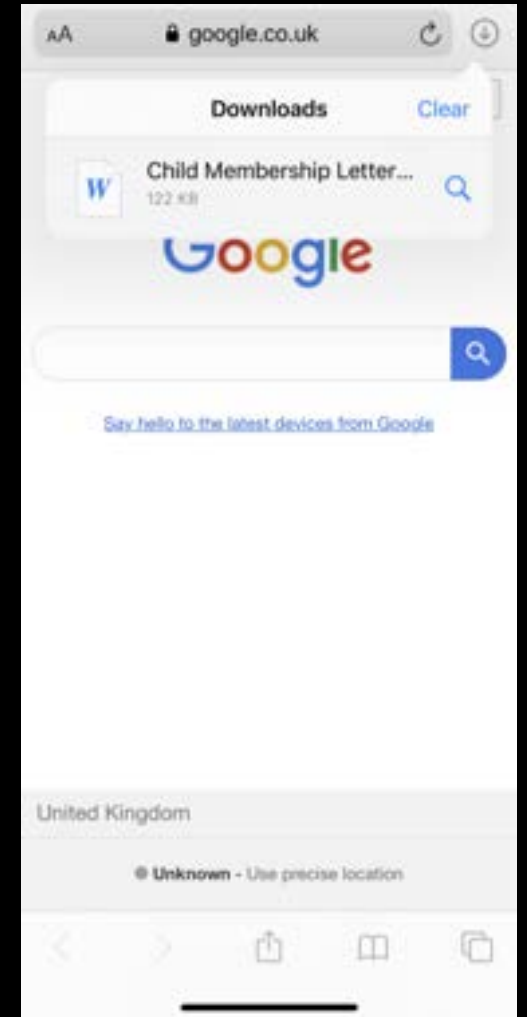
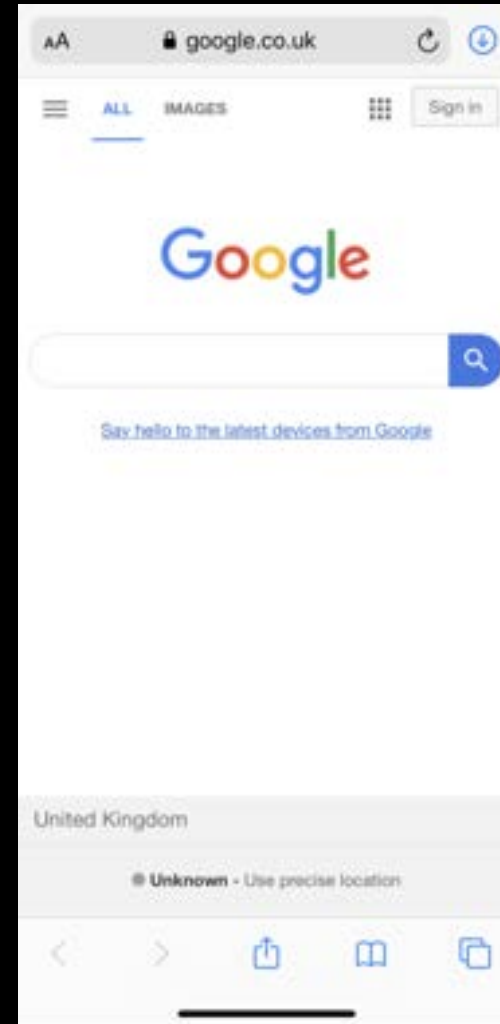
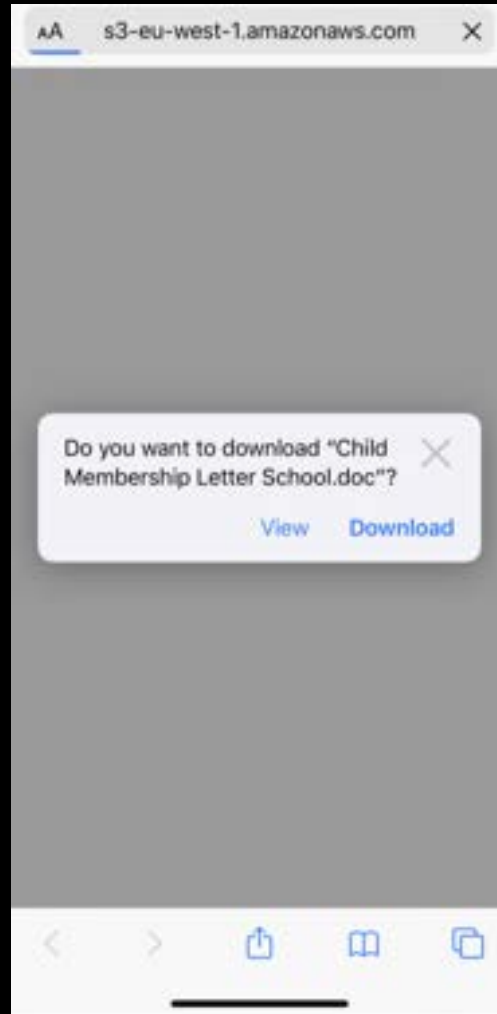
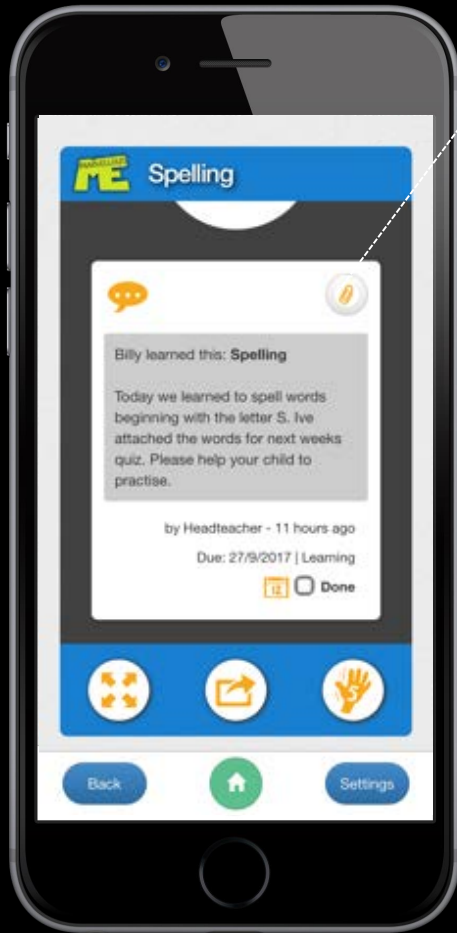


Downloading attachments with the latest iOS.

Tap to view or download

See the blue download icon

Tap to view





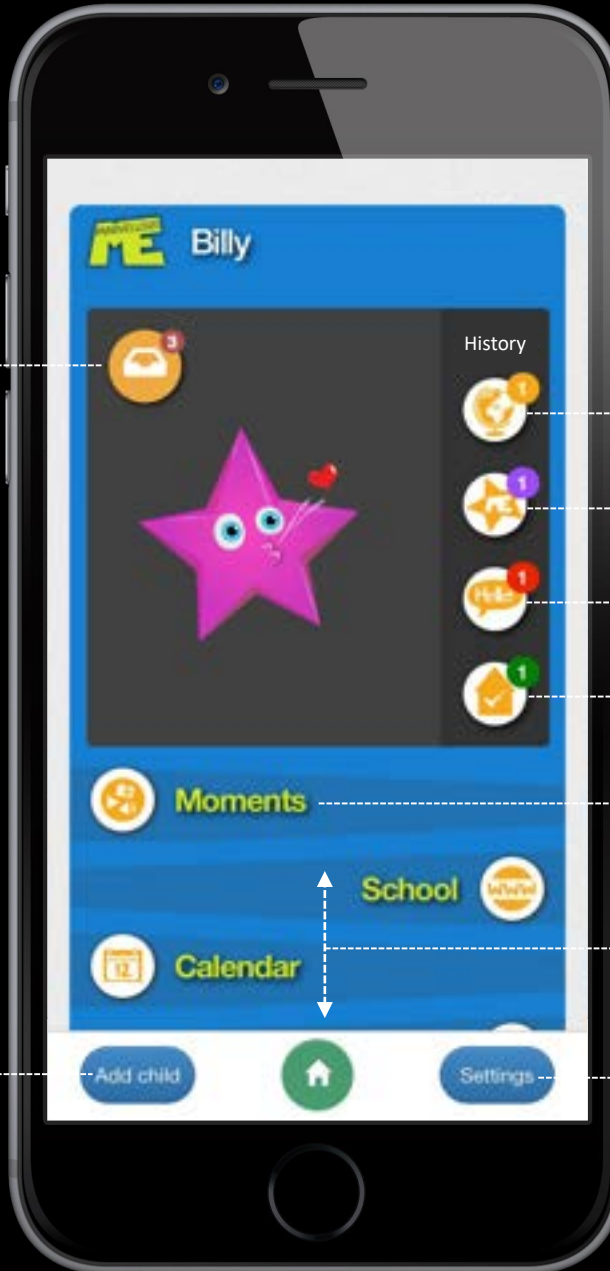
Tap to see all unread news.

Your child's home screen.

The Activity, Badge and Message counters show how many updates you haven't read yet.

The green Home Task counter shows how many tasks are outstanding.

Tap to add other children to your app.



Tap to see your child's **learning** activities.

Tap to see your child's **badges**.

Tap to see **general messages** from the teacher.

Tap to track **homework** and **school tasks**.

Memorabilia of news containing photos, videos, or voice clips.

Tap quick weblinks set up by the school.

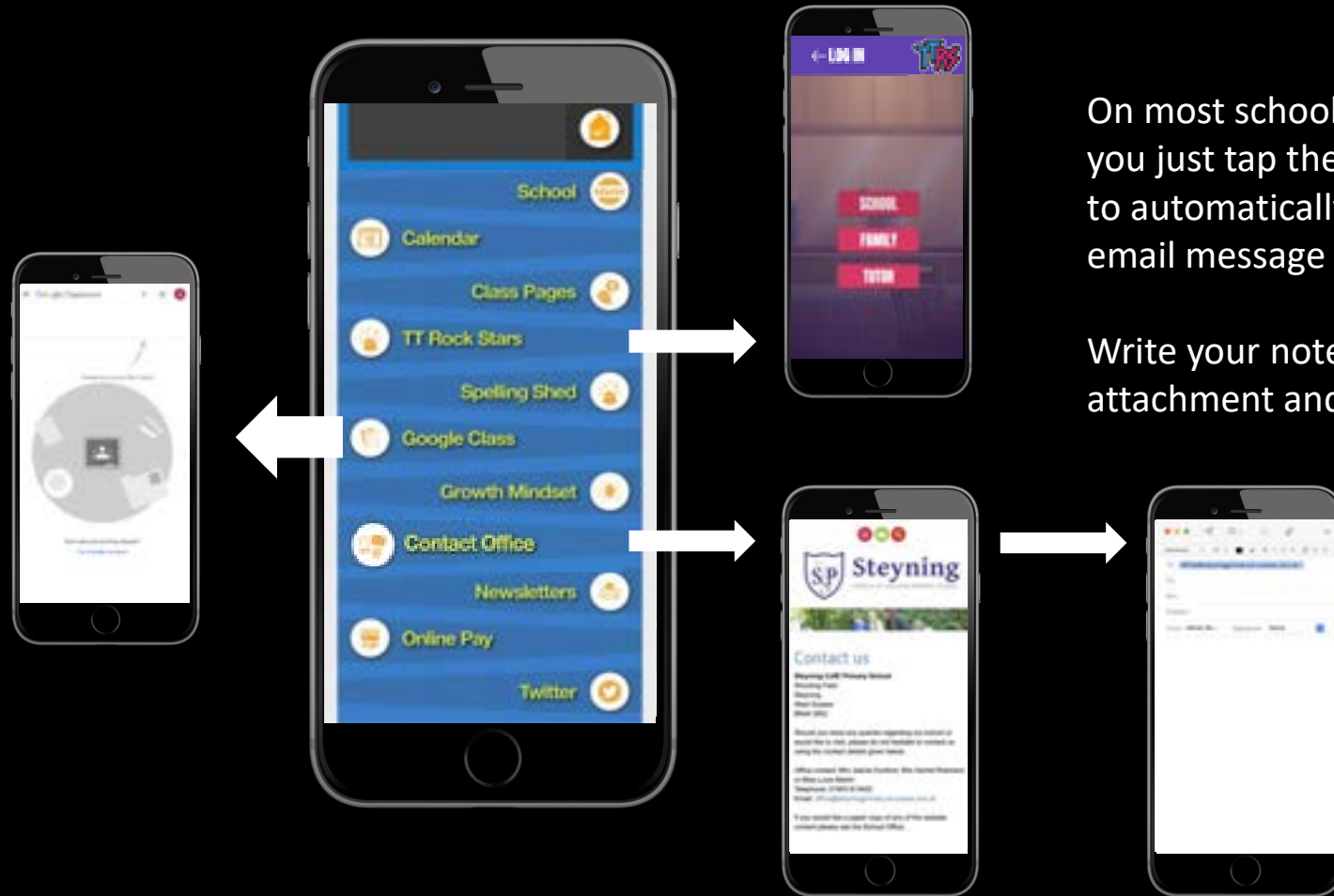
Tap to:

- Change your password.
- Invite other family members or carers.
- Create a MemoryBook keepsake.
- Manage alerts.

Quick Links.

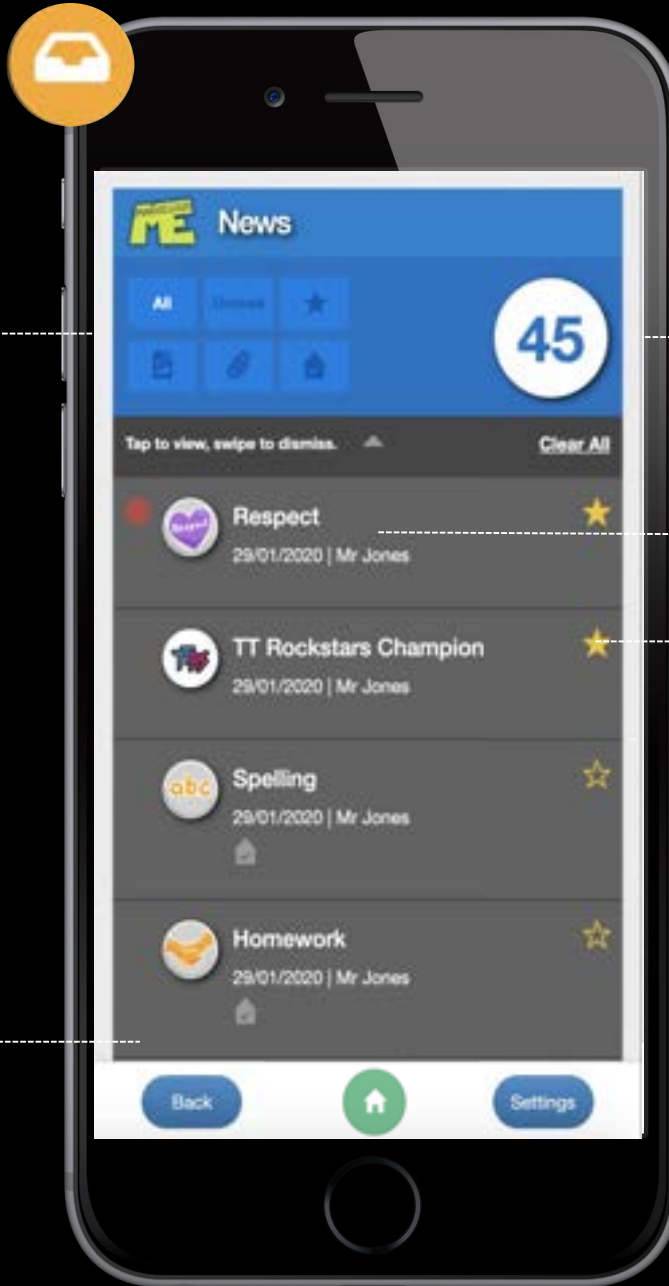
Tap the links to:

- School information and systems.
- Class Pages and learning resources.
- Learning platforms.
- Contact the school.
- +++



On most school contact pages, you just tap their email address to automatically open a new email message box.

Write your note, add any attachment and send.



Tap to filter the display.

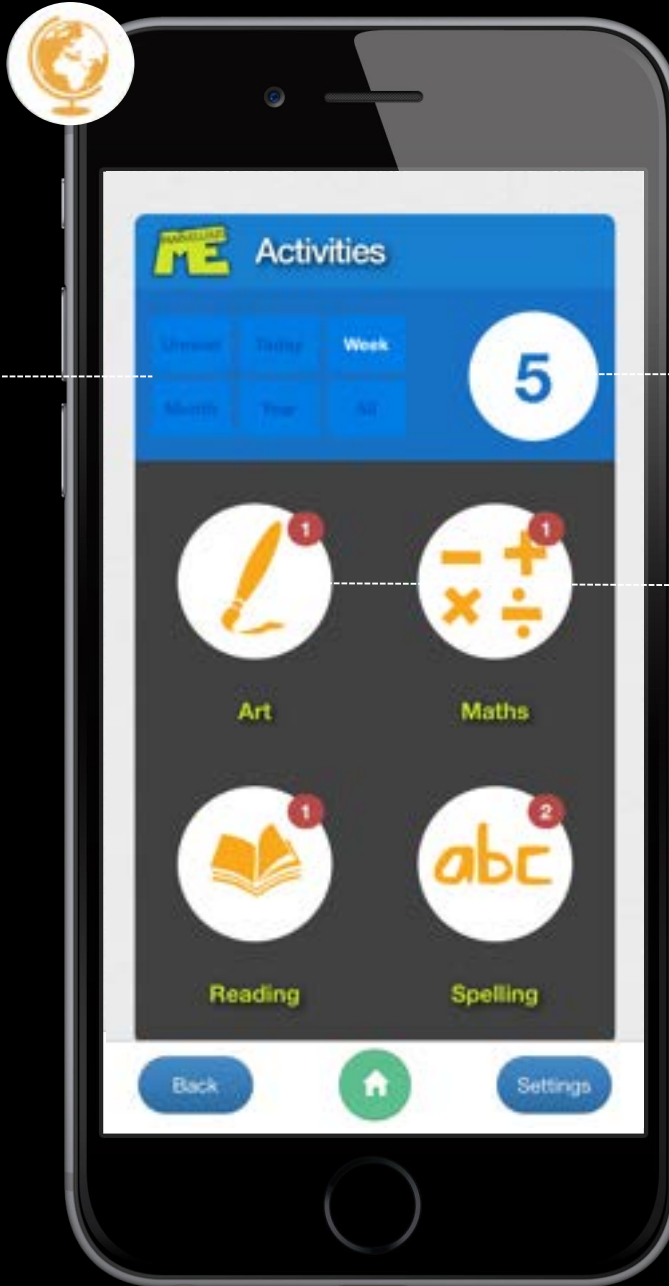
Tap to swipe through all the news received in the last 30 days.

Tap to see the detail.

Star to favorite.

Swipe down to view more.

Quick-view News - Over the last 30 days.



Tap different time periods to see the history.

Tap to swipe through all the activities in the period selected.

Learning activity viewer.

Tap to see your child's learning, and the teacher's notes. Hi5 back!

The counters show how many updates per topic have been sent, in the period selected. Swipe through them if there's more than one.

Swipe down to see any more.



If the teacher has sent a picture, video or voice clip...



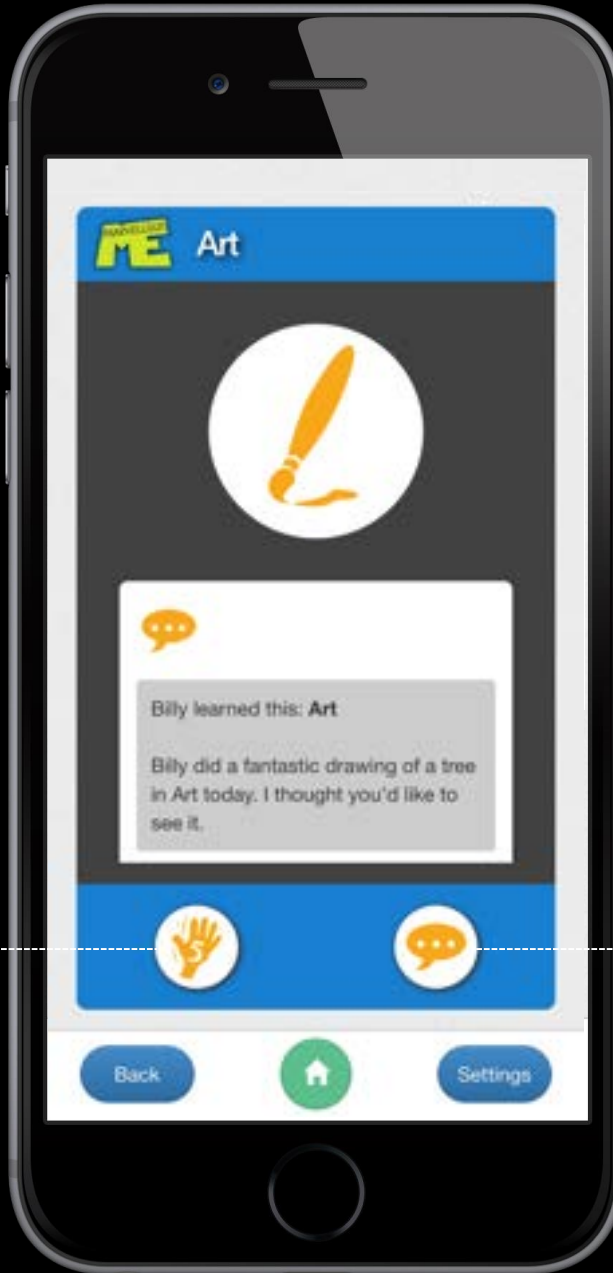
Tap for full screen.

Tap to flip to the teacher's note.
Tap to share.

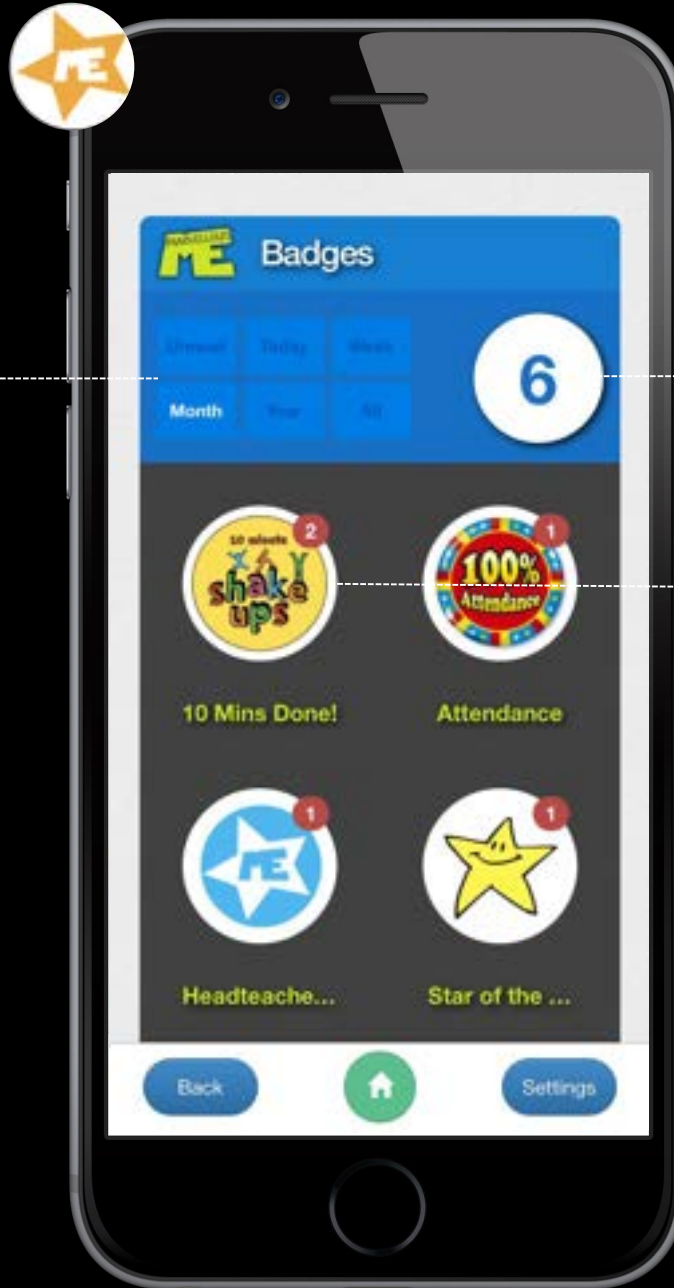


If the teacher has sent a picture, video or voice clip...

Tap to Hi5 the teacher, to say 'Thank you.'



Tap to flip back to the picture, video or voice clip.



Tap different time periods to see the history.

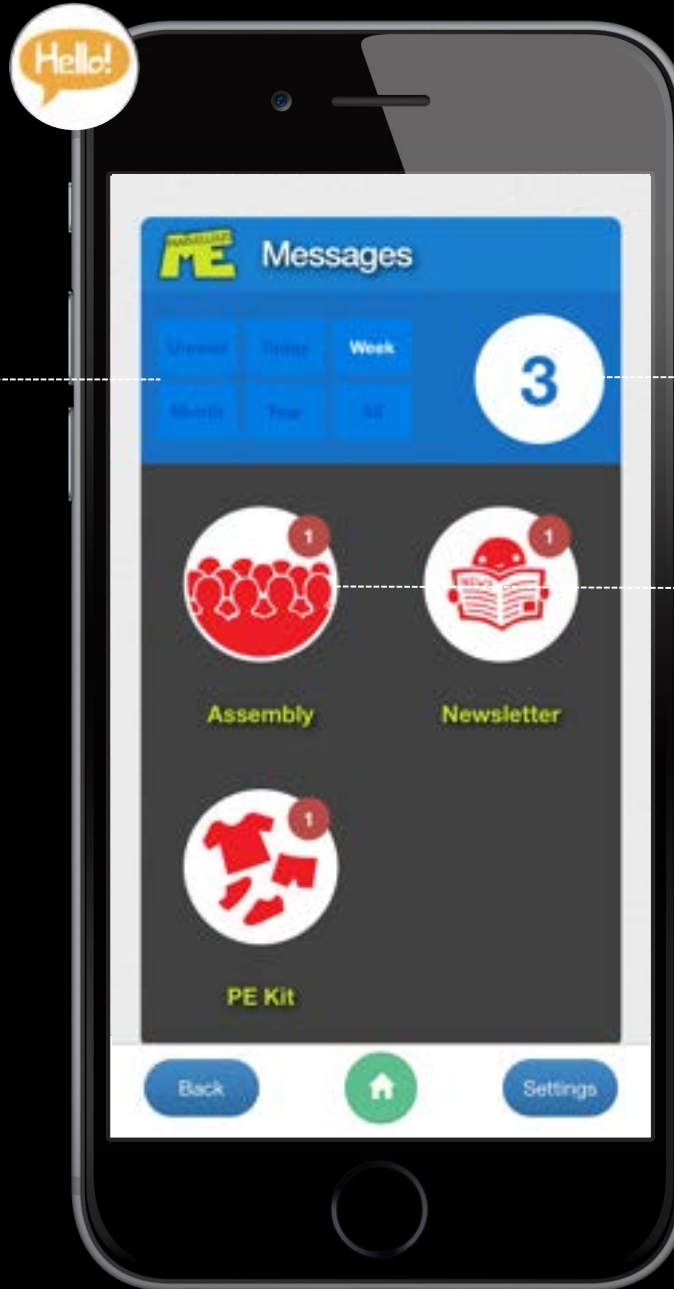
Tap to swipe through all the badges awarded in the period selected.

Badge viewer.

Tap to see your child's badge, and the teacher's notes. Hi5 back!

The counters show how many badges have been awarded for the value, skill, or reward, in the period selected. Swipe through them if there's more than one.

Swipe down to see any more.



Tap different time periods to see the history.

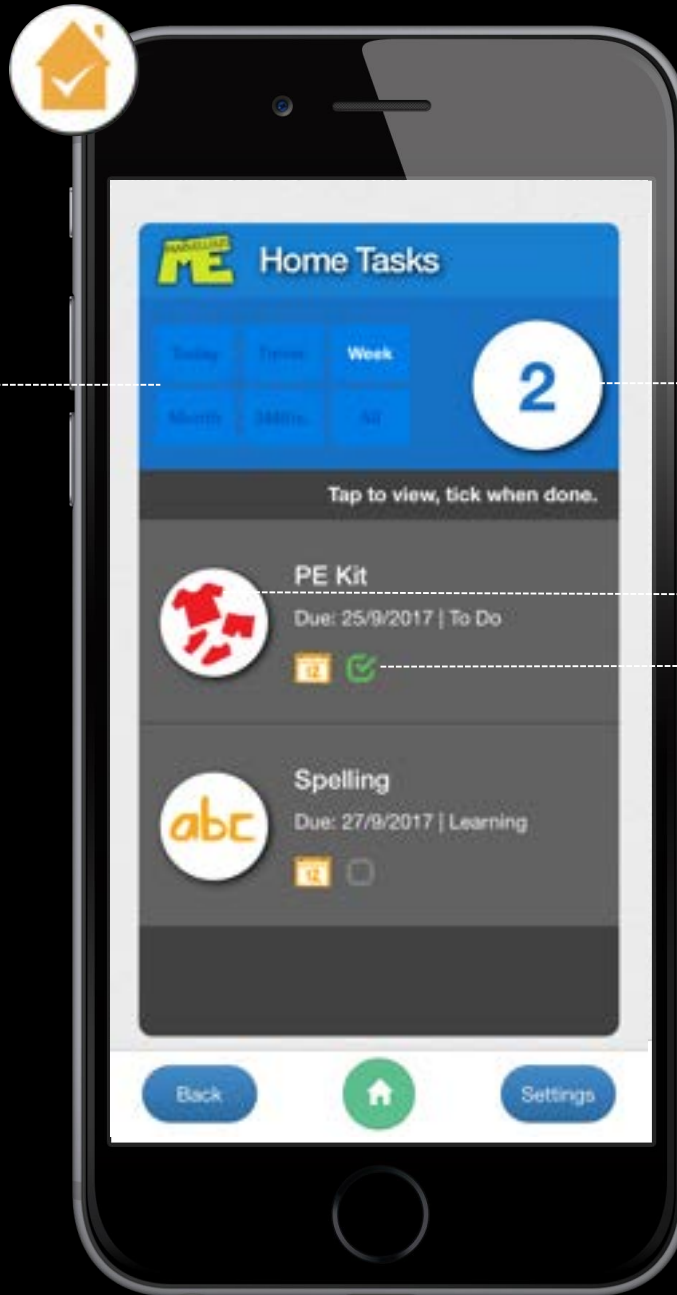
Tap to swipe through all the messages in the period selected.

Message viewer.

Tap to see the teacher's note. Hi5 back!

The counters show how many messages have been sent per topic, in the period selected. Swipe through them if there's more than one.

Swipe down to see any more.



Tap to see what's due in the time period selected.

Tap to swipe through all the school tasks in the period selected.

Home tasks.

Tap to see the teacher's note. Hi5 back!

Tap to:

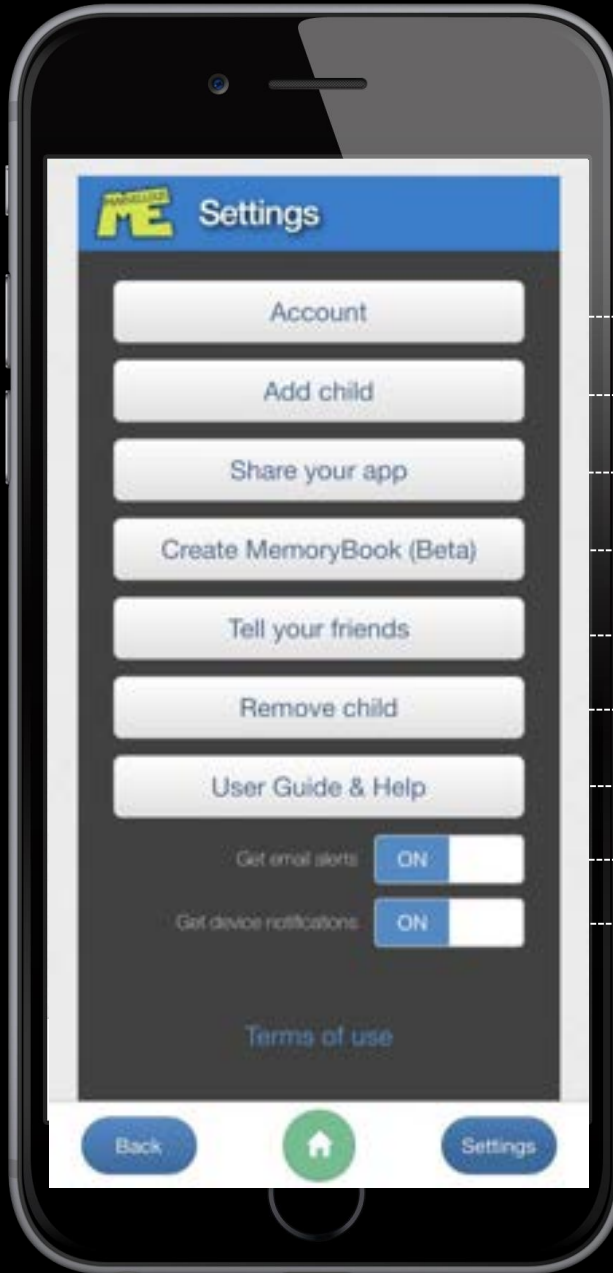
- Add the due-date to your device's calendar.
- Tap to mark the task as 'Done'.



The 'To-do' count on your child's home screen will show how many tasks remain undone.



Settings.



- Tap to change your name and password.
- Tap to add more children to your app.
- Tap to invite other family members and carers.
- Tap to create a MemoryBook keepsake.
- Tap to recommend MarvellousMe. Thank you.
- Tap to remove any children from your app.
- Tap to get help.
- Tap to get email alerts.
- Tap to get device notifications.

Swipe down to log out.



FAQs

Q: How do I get a join code for my child?

A: Please ask your child's teacher or school for the code. We don't give them out directly to parents for safeguarding.

Q: What devices can I use MarvellousMe on?

A: MarvellousMe works best on Apple and Android phones and tablets, providing instant notifications. For desktop, or Windows devices, you can access it via the web browser. We recommend using Chrome.

Q: How do I switch on notifications on my Apple or Android app?

A: If you didn't accept notifications when you downloaded the app, you can either reinstall it, or configure notifications in your device's main Settings. We recommend choosing the 'Persistent' alerts setting.

Q: Do I need to sign up again to add a second child, or more children?

A: No, you just need to sign up to MarvellousMe once. You then tap the 'Add Child' button, to add the codes for additional children.

Q: Can my partner and child's grandparents use the app too?

A: Yes, you can invite people you trust to join up. Either give them the same code that you used, or invite them by tapping 'Share you app' in 'Settings'.

Q: Can I message teachers back?

A: No, we have restricted this to save teachers from inbox overload and extra work. Please Hi5 teachers back, to show them that you have read their news and appreciate them keeping you better informed.

Q: How safe is MarvellousMe?

A: Very. All data is encrypted to industry standards and best practice. Data is hosted in full compliance with latest UK legislation and GDPR.

[For more help, please visit our website or Help Center, or get in touch.](#)